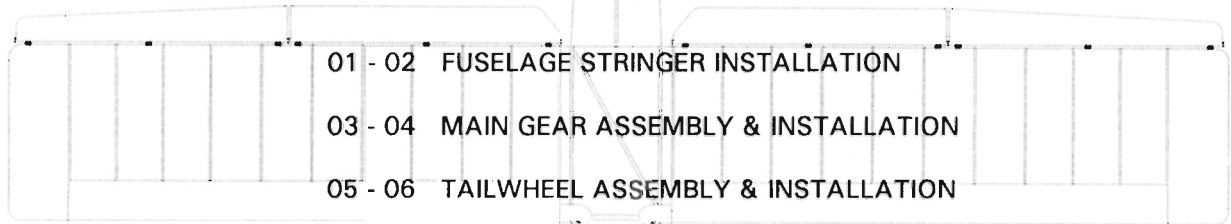
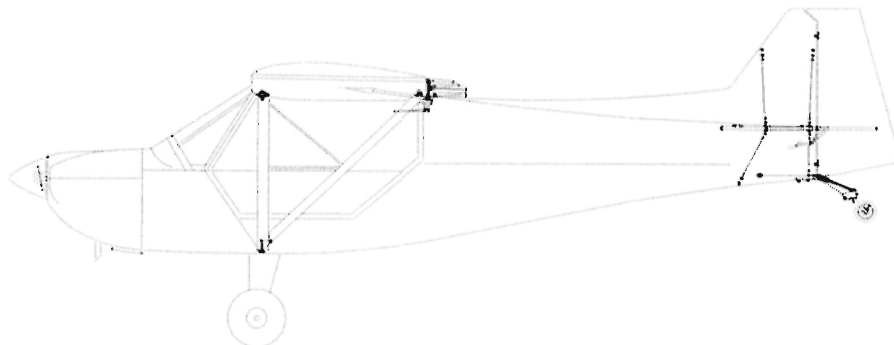
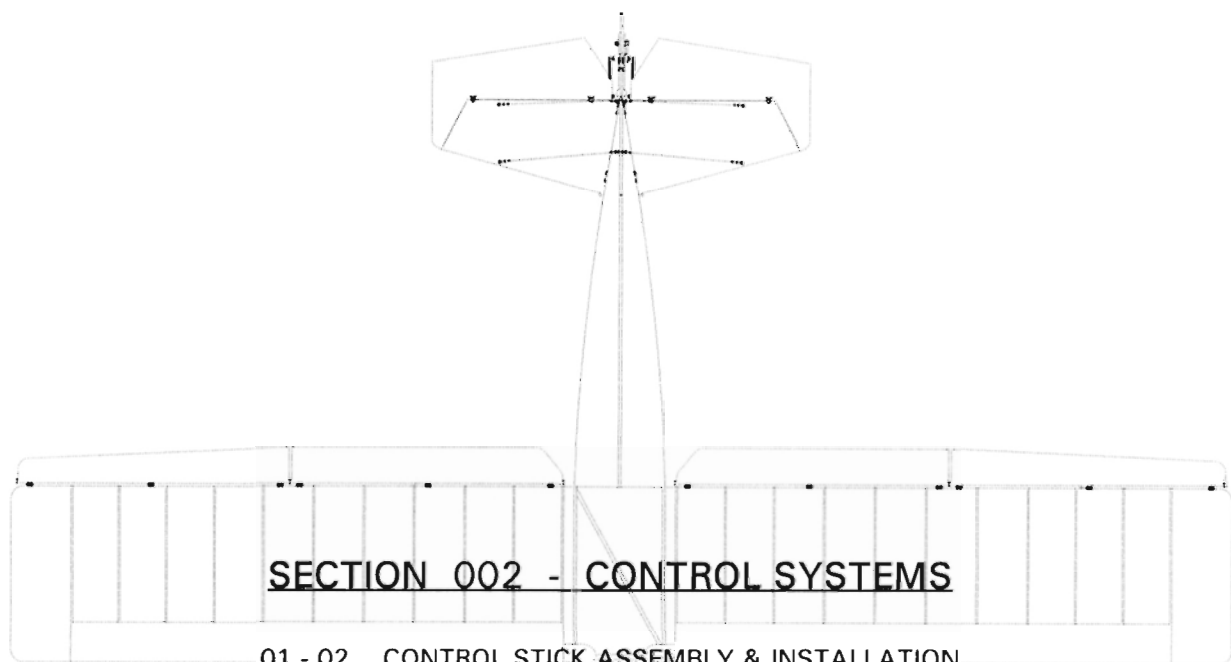


## SECTION 001 - FUSELAGE



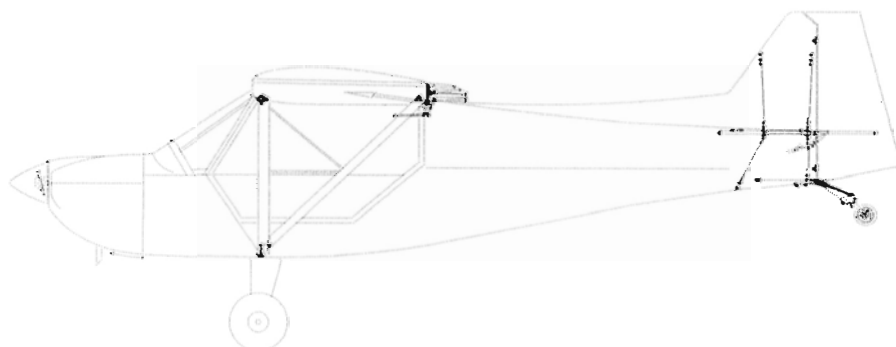
- 01 - 02 FUSELAGE STRINGER INSTALLATION
- 03 - 04 MAIN GEAR ASSEMBLY & INSTALLATION
- 05 - 06 TAILWHEEL ASSEMBLY & INSTALLATION
- 07 - 08 TAIL GROUP ASSEMBLY & INSTALLATION
- 09 - 10 TRIM TAB ASSEMBLY & INSTALLATION
- 11 - 12 FLOORBOARD INSTALLATION
- 13 - 14 RUDDER PEDAL INSTALLATION
- 15 - 16 RUDDER SYSTEM ASSEMBLY & INSTALLATION
- 17 - 18 FIREWALL INSTALLATION
- 19 - 20 HYDRAULIC BRAKE INSTALLATION

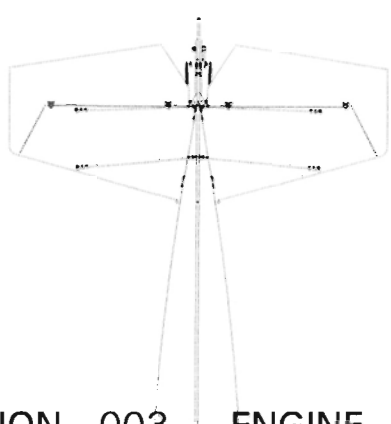




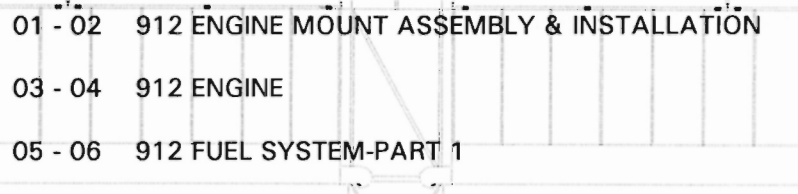
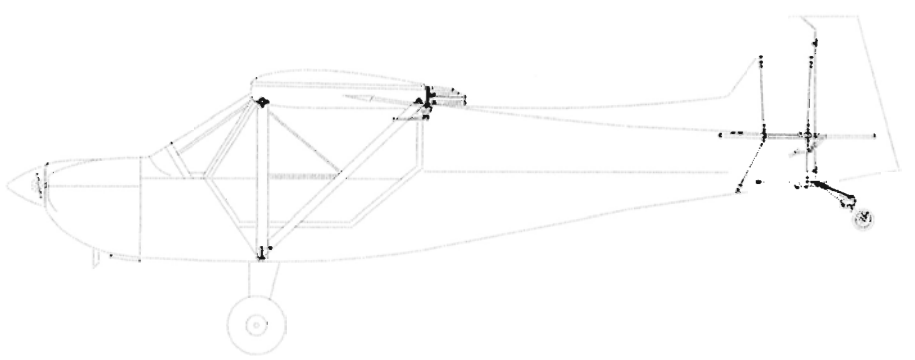
## SECTION 002 - CONTROL SYSTEMS

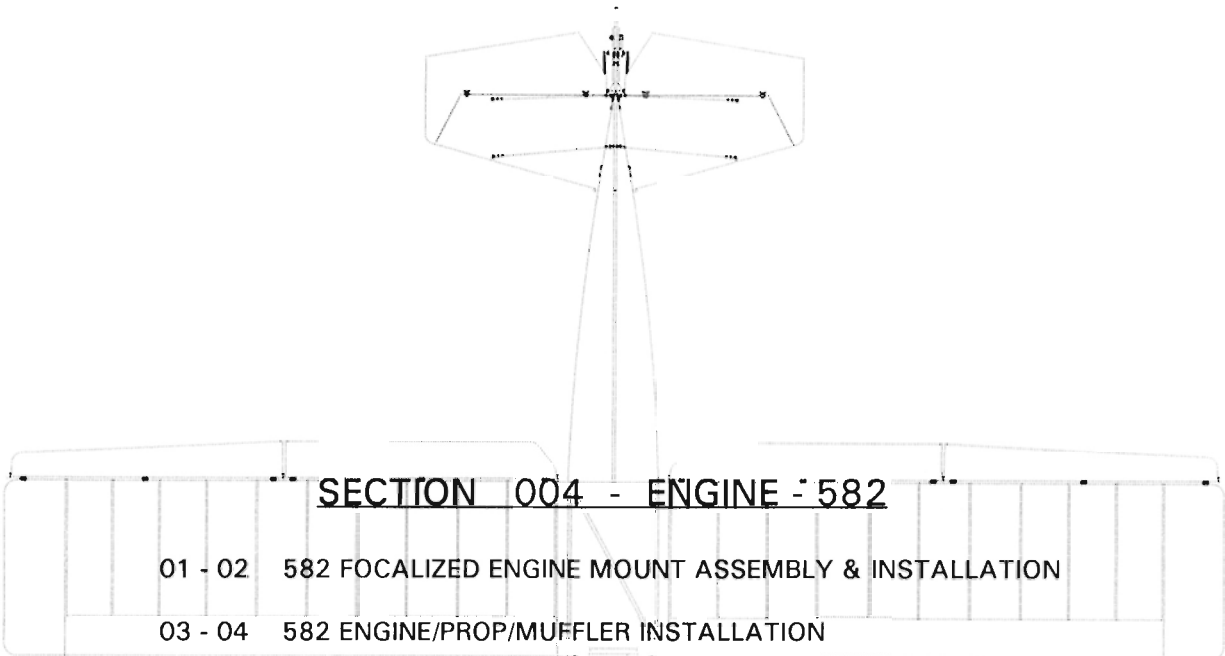
- 01 - 02 CONTROL STICK ASSEMBLY & INSTALLATION
- 03 - 04 ELEVATOR PUSH PULL TUBE ASSEMBLY & INSTALLATION
- 05 - 06 AILERON CABLE SYSTEM
- 07 - 08 FLAP LEVER ASSEMBLY INSTALLATION
- 09 - 10 TRIM & THROTTLE LEVER INSTALLATION





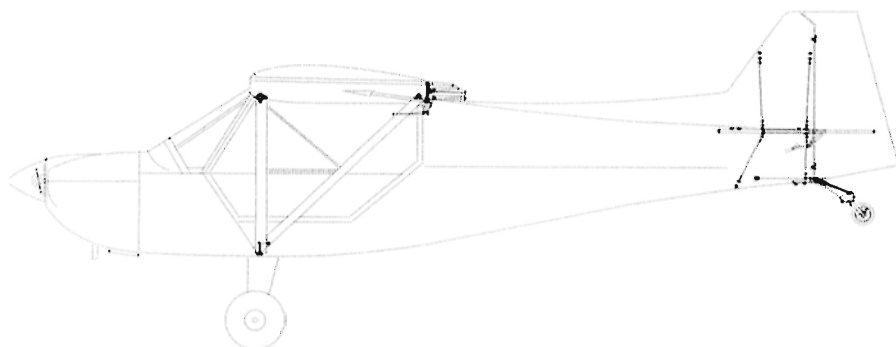
## SECTION 003 - ENGINE - 912

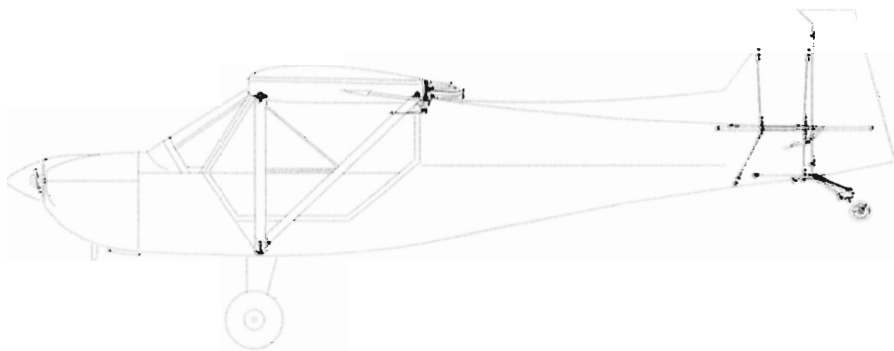
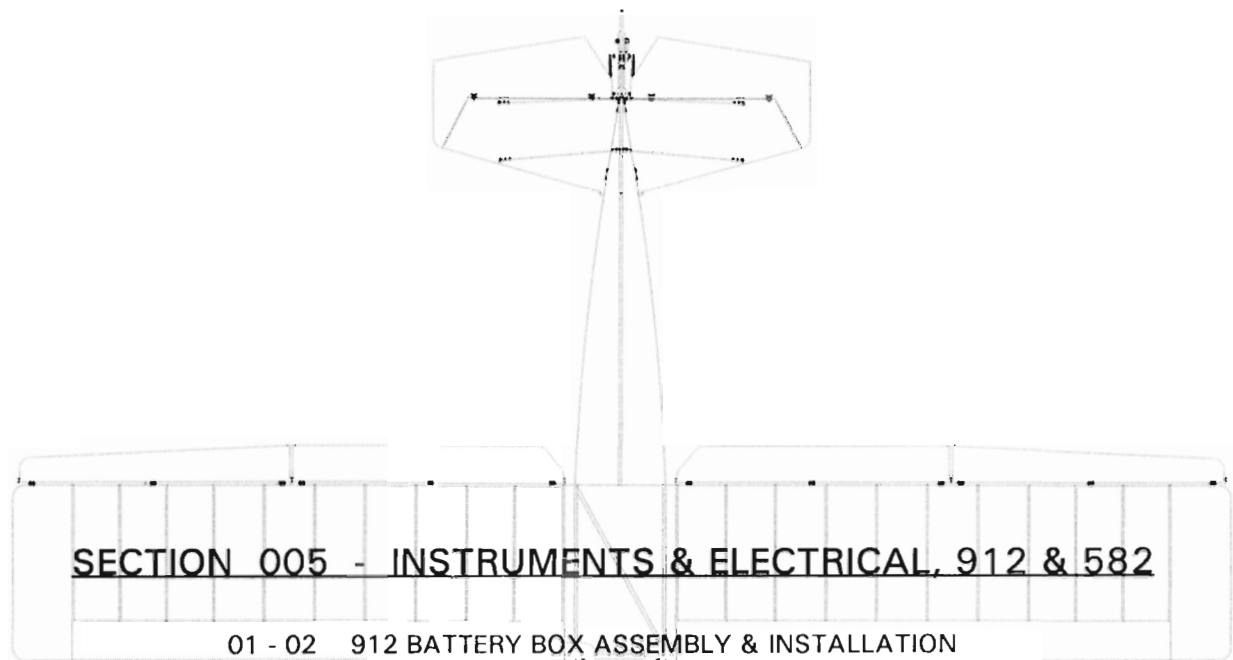
- 
- 01 - 02 912 ENGINE MOUNT ASSEMBLY & INSTALLATION
  - 03 - 04 912 ENGINE
  - 05 - 06 912 FUEL SYSTEM-PART 1
  - 07 - 08 912 FUEL SYSTEM-PART 2
  - 09 - 10 912 THROTTLE HOOKUP-CARBURETOR SIDE
  - 11 - 12 912 CHOKE SYSTEM
  - 13 - 14 912 OIL COOLER ASSEMBLY & INSTALLATION
  - 15 - 16 912 COOLING SYSTEM ASSEMBLY & INSTALLATION
  - 17 - 18 912 MUFFLER ASSEMBLY & INSTALLATION
- 

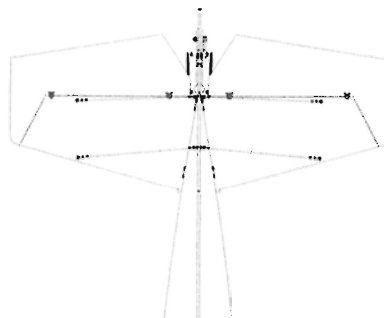


## SECTION 004 - ENGINE - 582

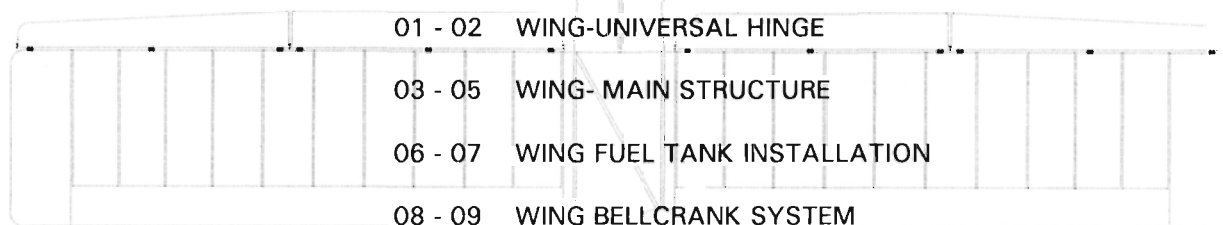
- 01 - 02 582 FOCALIZED ENGINE MOUNT ASSEMBLY & INSTALLATION
- 03 - 04 582 ENGINE/PROP/MUFFLER INSTALLATION
- 05 - 06 582 OIL INJECTION TANK MOUNT
- 07 - 08 582 OIL INJECTION SYSTEM
- 09 - 10 582 ENGINE COOLING SYSTEM ASSEMBLY & INSTALLATION
- 11 - 12 582 FUEL SYSTEM-PART 1
- 13 - 14 582 FUEL SYSTEM-PART2







## SECTION 006 - WINGS



01 - 02 WING-UNIVERSAL HINGE

03 - 05 WING- MAIN STRUCTURE

06 - 07 WING FUEL TANK INSTALLATION

08 - 09 WING BELLCRANK SYSTEM

10 - 11 WING RIB ASSEMBLY & JIG

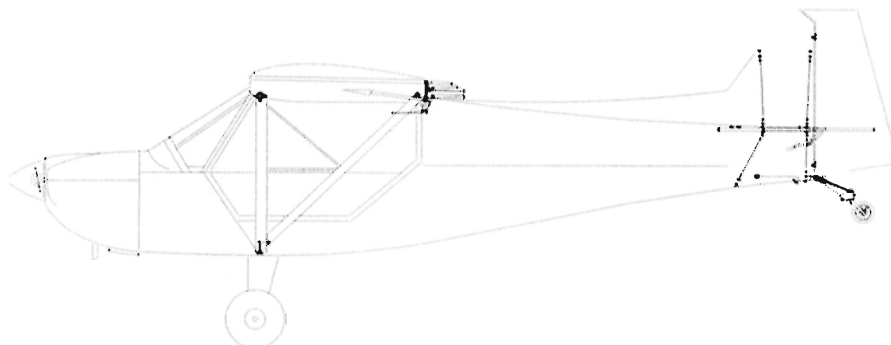
12 - 13 WING RIBS & SHEET METAL

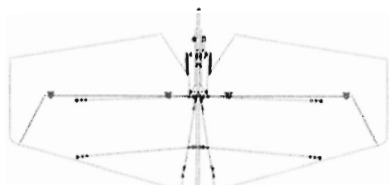
14 - 15 FLAP FRAME ASSEMBLY

16 - 17 AILERON FRAME & SPADE ASSEMBLY

18 - 19 LIFT STRUTS ASSEMBLY & INSTALLATION

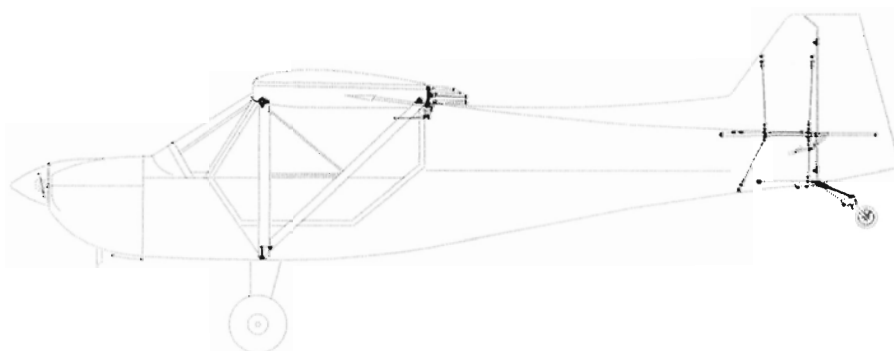
20 - 21 JURY STRUT ASSEMBLY & INSTALLATION

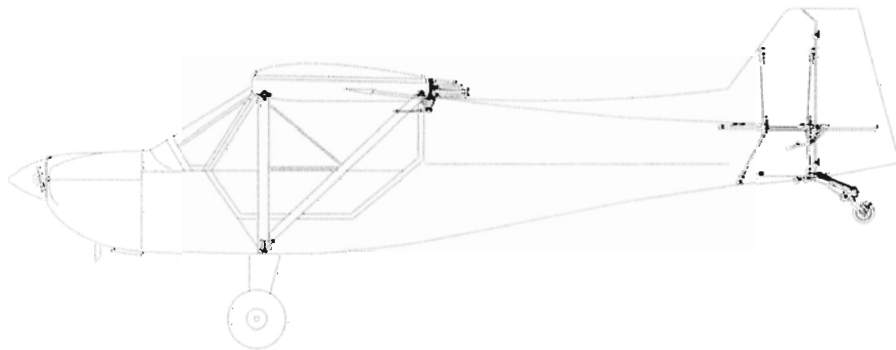
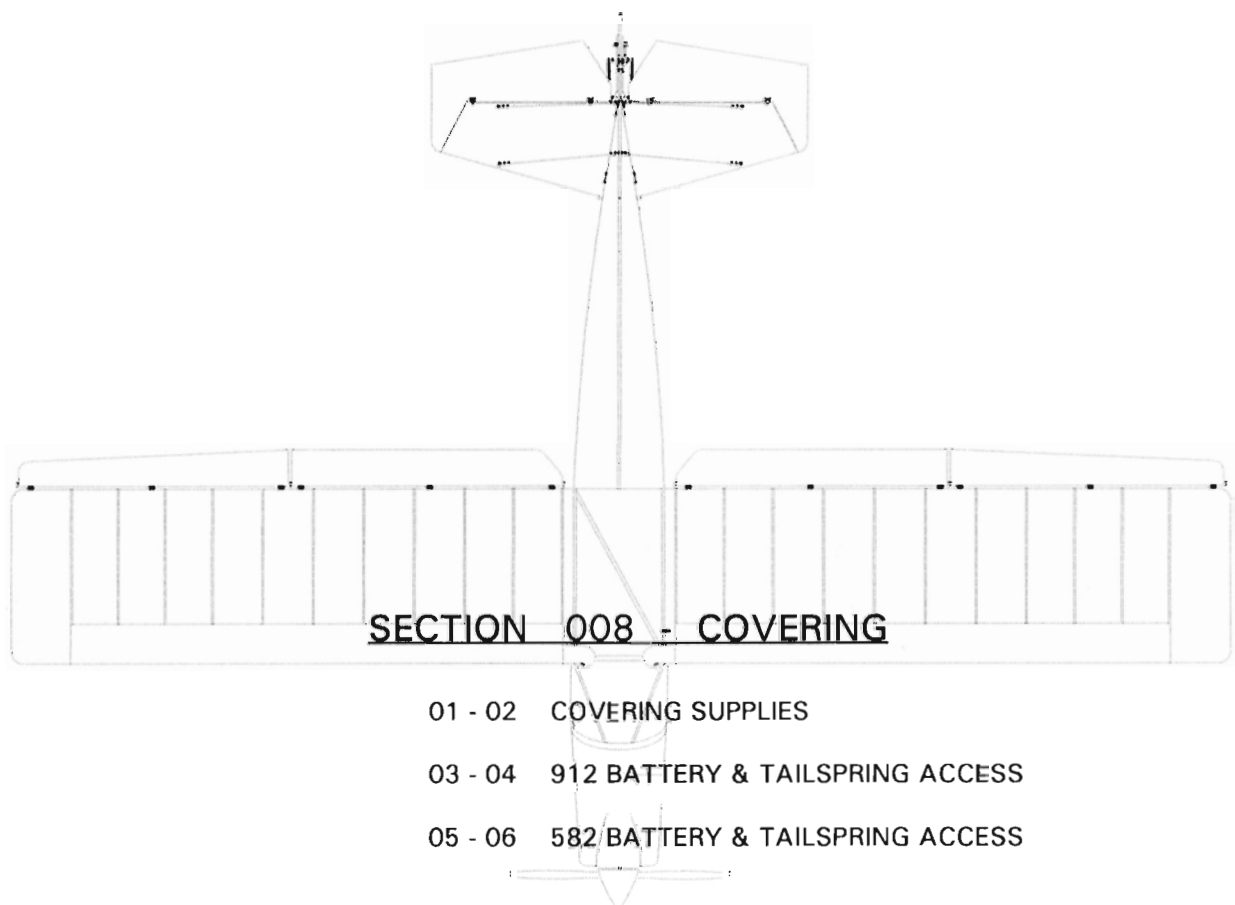




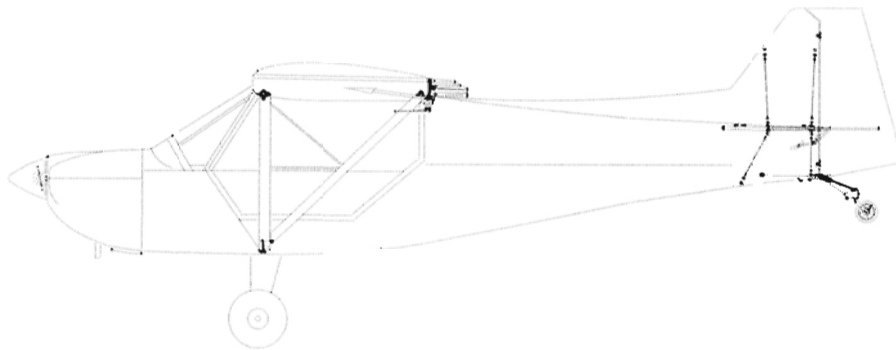
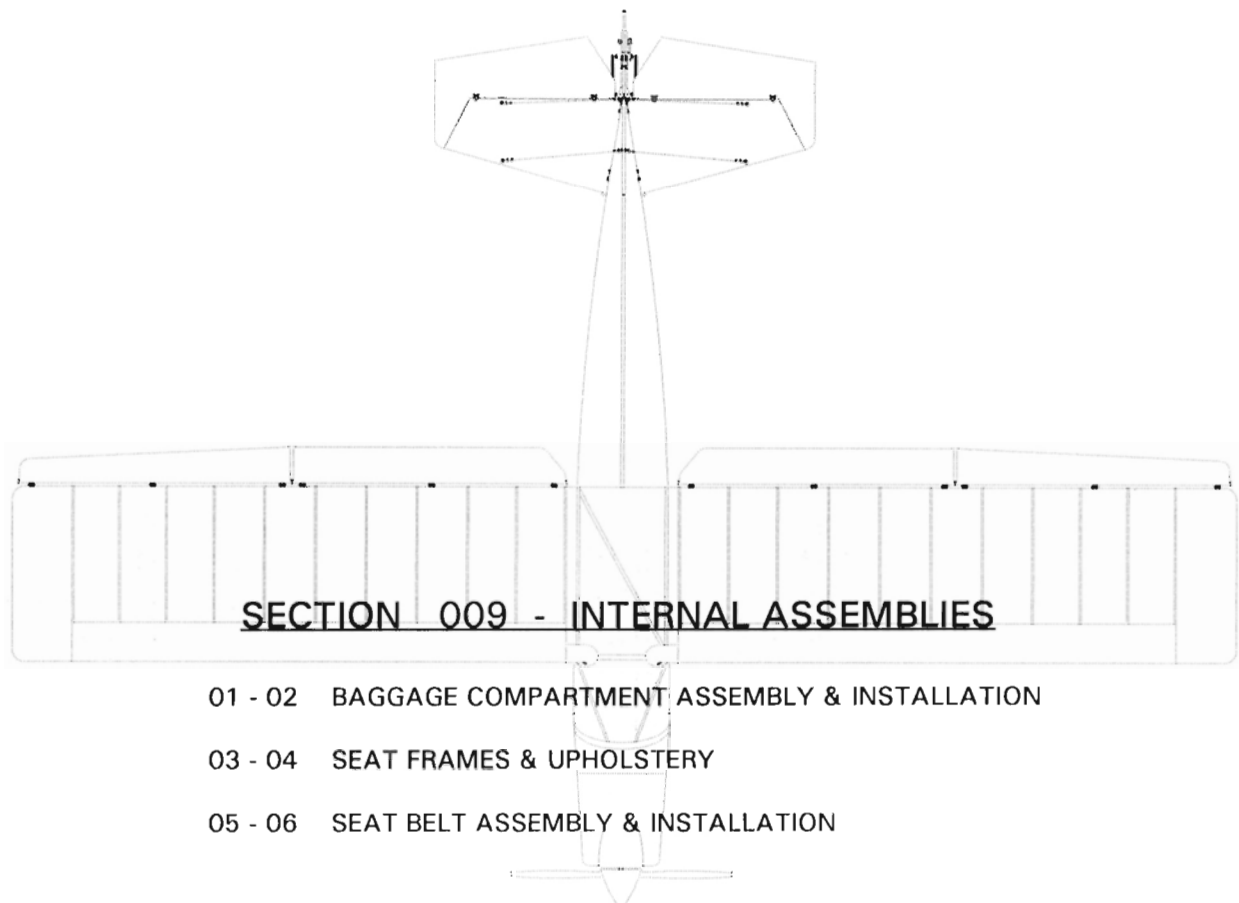
## **SECTION 007 - EXTERNAL ASSEMBLIES**


- 01 - 02 INSTRUMENT PANEL & PANEL HOUSING INSTALLATION
- 03 - 04 WINDSHIELD ASSEMBLY & INSTALLATION
- 05 - 06 DOOR ASSEMBLY & INSTALLATION, LEXAN & TRIM
- 07 - 08 DOOR ASSEMBLY & INSTALLATION, LATCH MECHANISM
- 09 - 10 12" SPINNER ASSEMBLY
- 11 - 12 912 TENNESSEE PROP ASSEMBLY
- 13 - 14 COWLING ASSEMBLY & INSTALLATION











## SECTION 010 - OPTIONS

01 - 02 OPTIONAL ADJUSTABLE LIFT STRUT KIT ASS'Y & INSTALL.

03 - 04 OPTIONAL RIVETING METHOD (REPLACING RIB STITCHING)

05 - 06 OPTIONAL GEAR LEG FAIRING ASSEMBLY



07 - 08 OPTIONAL JURY STRUT FAIRINGS

09 - 10 OPTIONAL 912 WARP DRIVE PROP ASSEMBLY

11 - 12 OPTIONAL 582 MUFFLER HEATER ASSEMBLY

13 - 14 OPTIONAL 912 MUFFLER HEATER ASSEMBLY

15 - 16 OPTIONAL WHEEL STROBE INSTALLATION

17 - 18 OPTIONAL BUBBLE LEXAN (DOOR ASSEMBLY)

19 - 20 OPTIONAL RUDDER CABLE GUARD INSTALLATION

21 - 22 OPTIONAL AFT CONTROL STICK COVER

23 - 24 OPTIONAL STATION 3 CLOSE OUT INSTALLATION

