
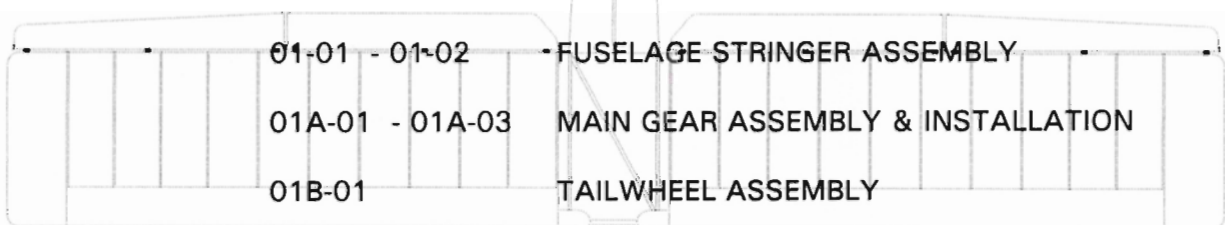




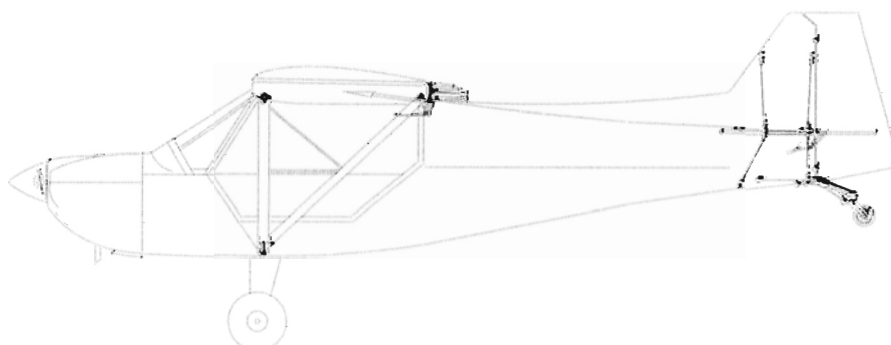
00	GENERAL
01 - 01I	FUSELAGE
02 - 02D	CONTROL SYSTEMS
03 - 03H	ENGINE - 912
04 - ----	ENGINE - 582
05 - ----	INSTRUMENTS & ELECTRICAL - 912 & 582
06 - 06H	WINGS
07 - 07F	EXTERNAL ASSEMBLIES
08	COVERING
09 - 09B	INTERNAL ASSEMBLIES
10 - 10K	OPTIONS
11	WING ATTACHMENT
12	RIGGING
13	PILOT OPERATING INFORMATION

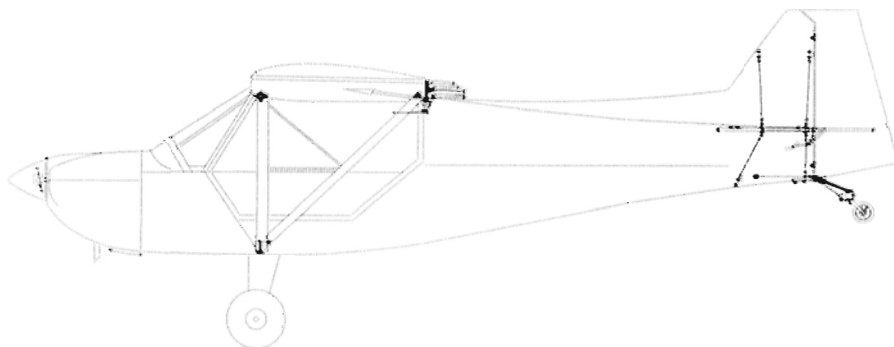
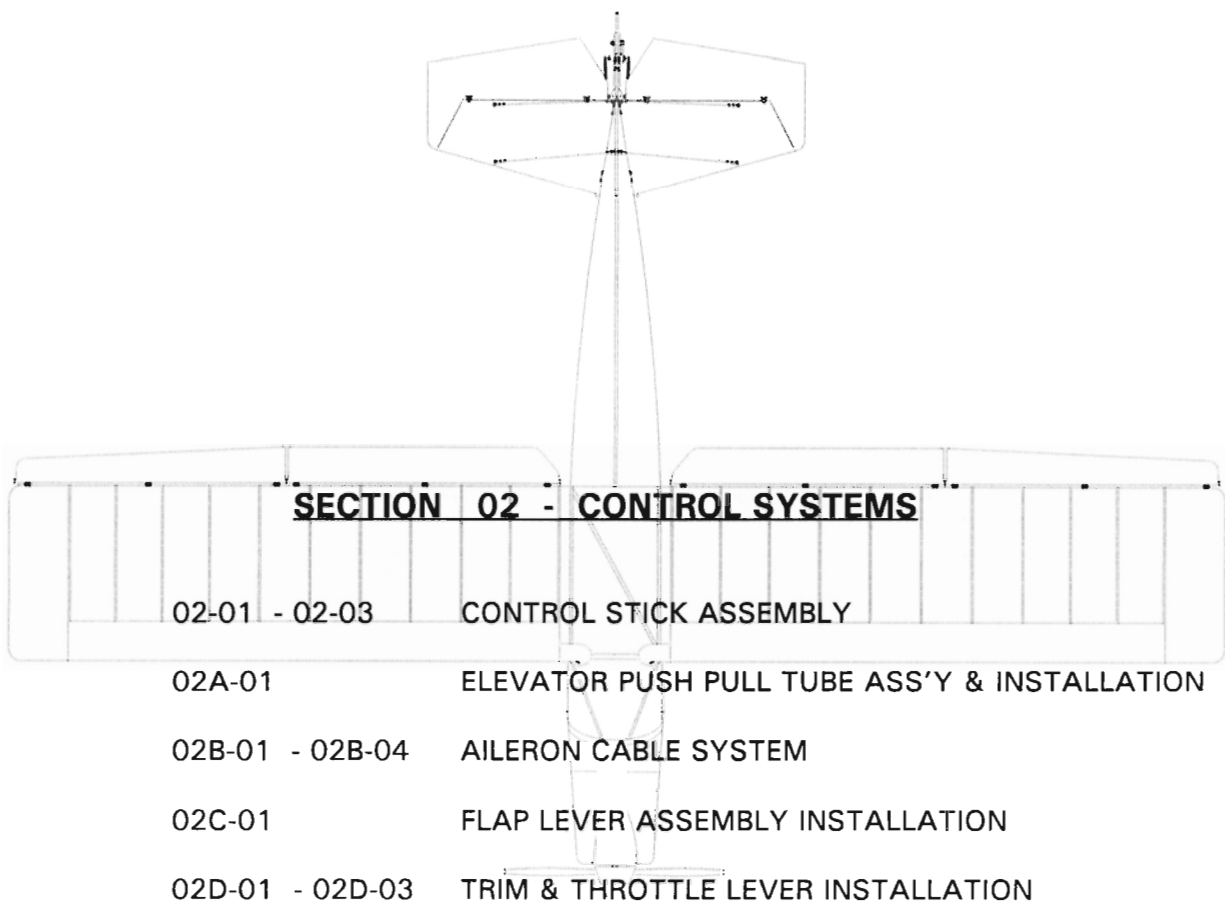


SECTION 01 - FUSELAGE



- | | |
|-----------------|---------------------------------------|
| 01-01 - 01-02 | FUSELAGE STRINGER ASSEMBLY |
| 01A-01 - 01A-03 | MAIN GEAR ASSEMBLY & INSTALLATION |
| 01B-01 | TAILWHEEL ASSEMBLY |
| 01C-01 - 01C-05 | TAIL GROUP ASSEMBLY & INSTALLATION |
| 01D-01 - 01D-03 | TRIM TAB ASSEMBLY & INSTALLATION |
| 01E-01 - 01E-02 | FLOORBOARD ASSEMBLY |
| 01F-01 | RUDDER PEDAL INSTALLATION |
| 01G-01 - 01G-04 | RUDDER SYSTEM ASSEMBLY & INSTALLATION |
| 01H-01 - 01H-03 | FIREWALL INSTALLATION |
| 01I-01 - 01I-05 | HYDRAULIC BRAKE INSTALLATION |

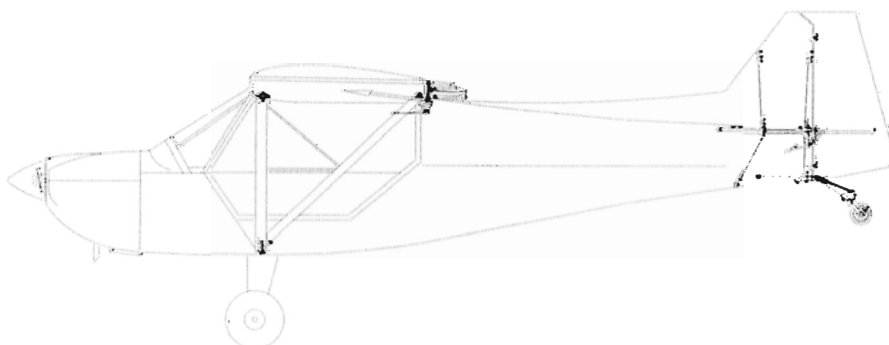


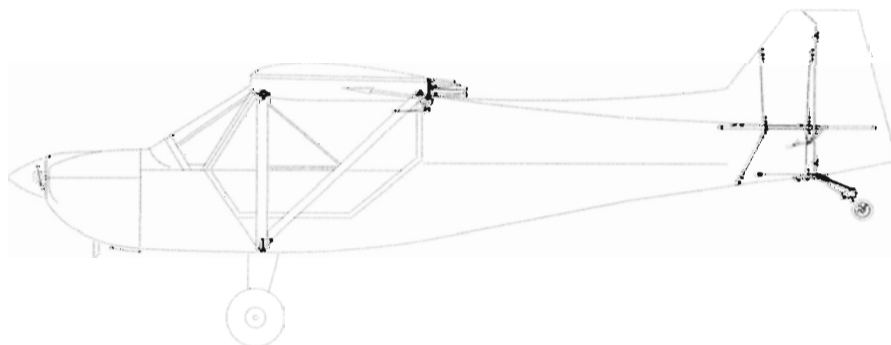
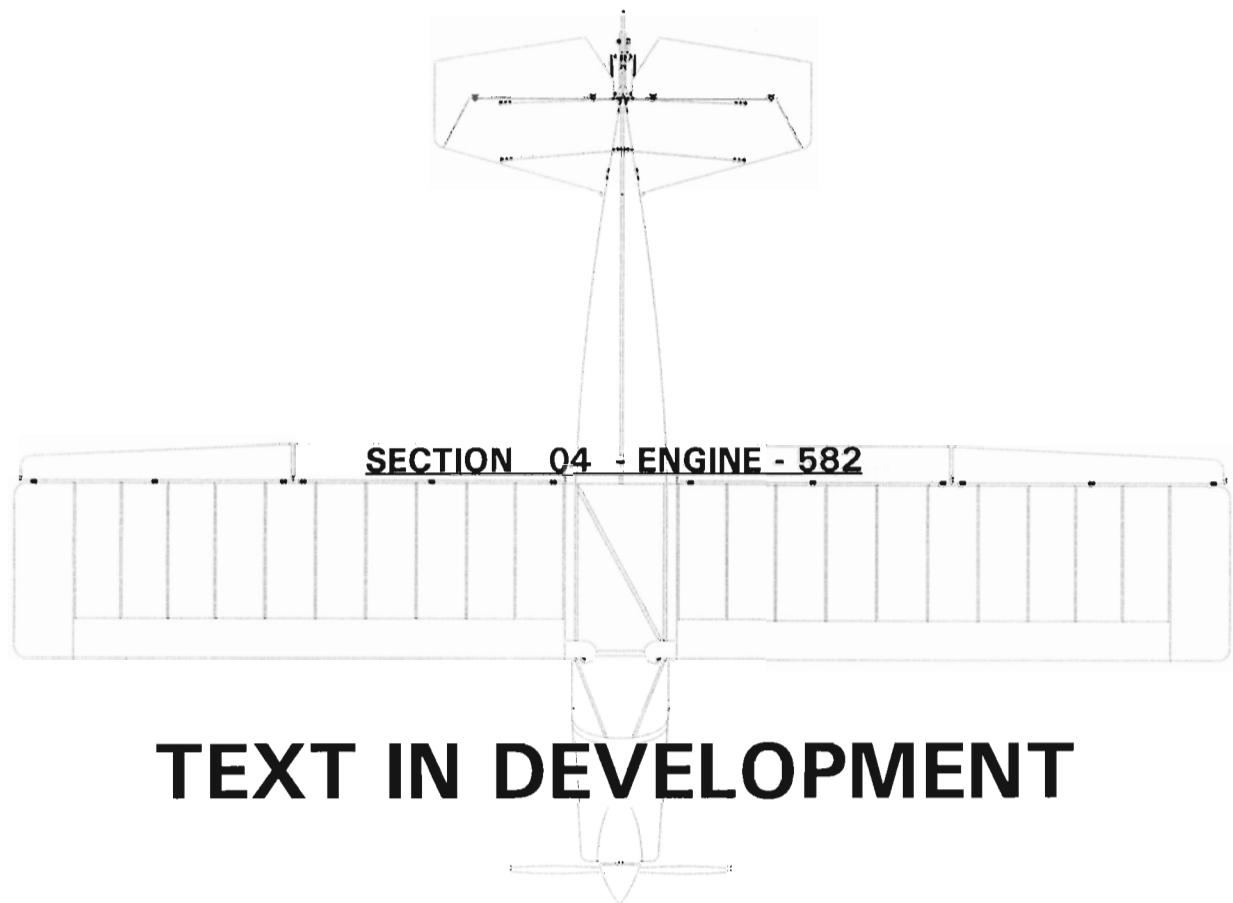


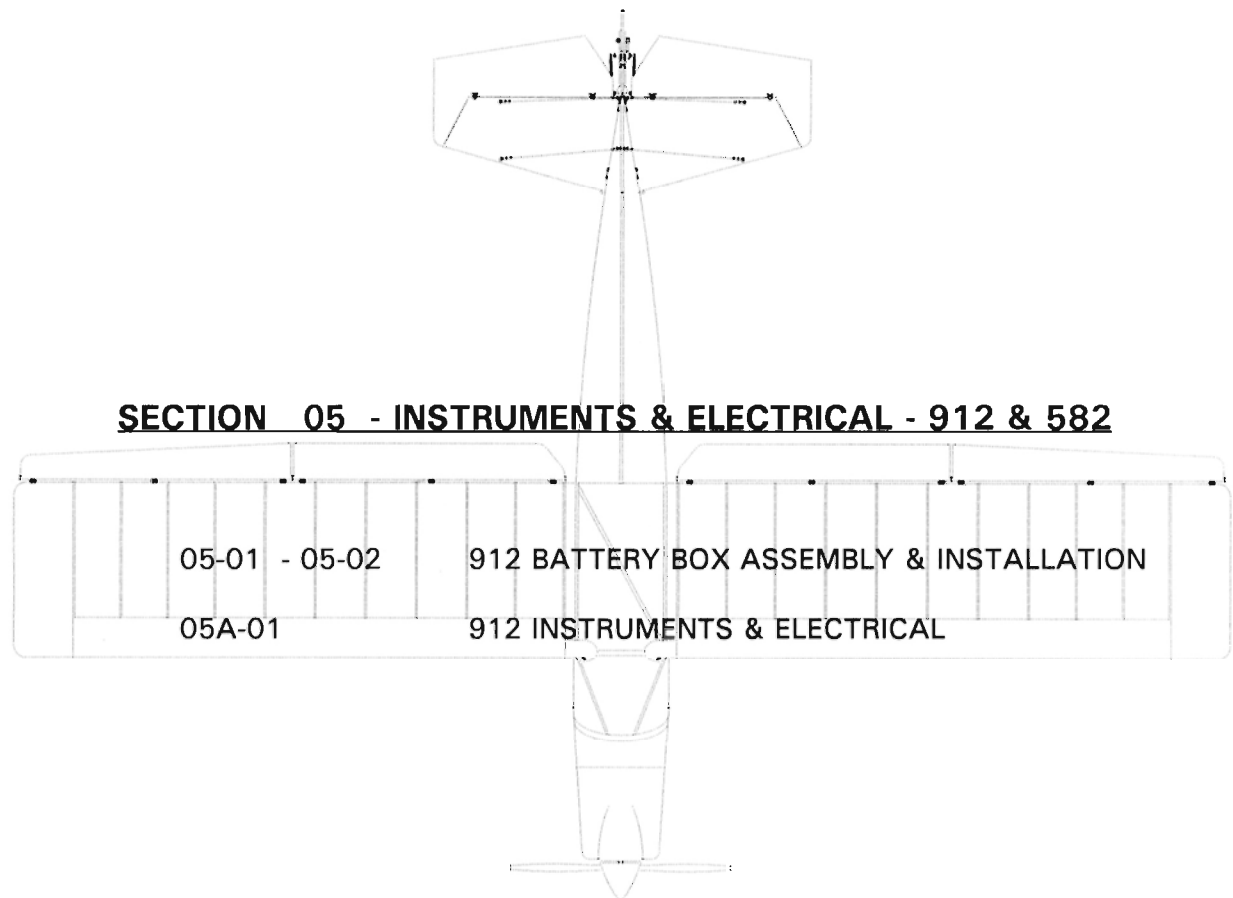


SECTION 03 - ENGINE - 912

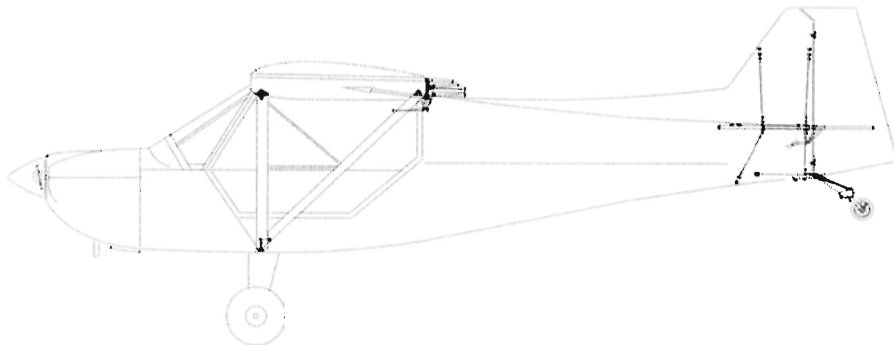
03-01 - 03-02	912 ENGINE MOUNT ASSEMBLY & INSTALLATION
03A-01	912 ENGINE
03B-01 - 03B-04	912 FUEL SYSTEM - PART 1
03C-01 - 03C-02	912 FUEL SYSTEM - PART 2
03D-01 - 03D-02	912 THROTTLE HOOKUP - CARBURETOR SIDE
03E-01 - 03E-02	912 CHOKE SYSTEM
03F-01 - 03F-03	912 OIL COOLER ASSEMBLY & INSTALLATION
03G-01 - 03G-05	912 COOLING SYSTEM ASSEMBLY & INSTALLATION
03H-01	912 MUFFLER ASSEMBLY & INSTALLATION








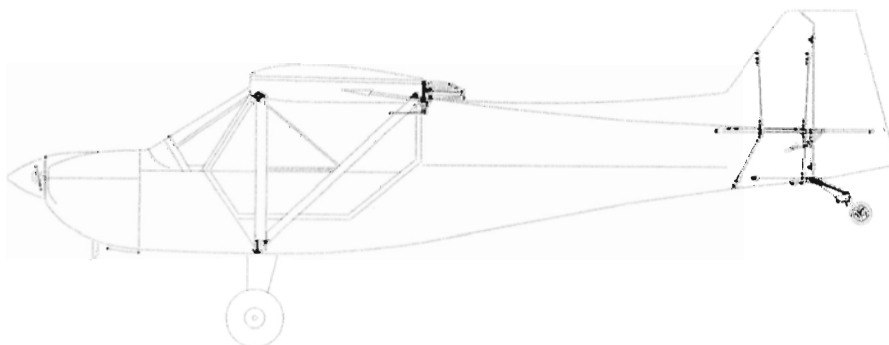
582 TEXT IN DEVELOPMENT





SECTION 06 - WINGS

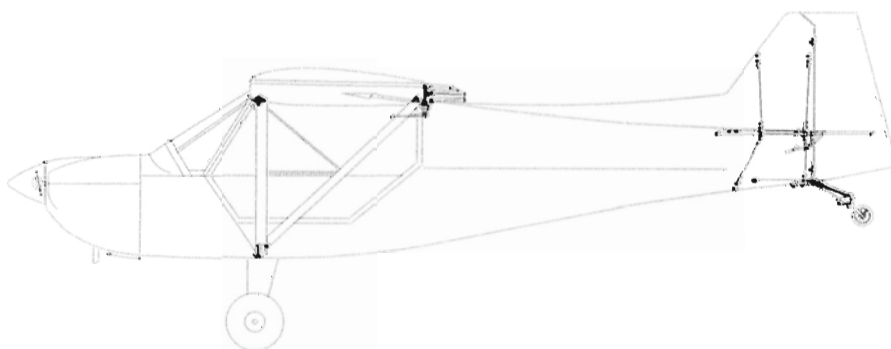
06-01	UNIVERSAL HINGE ASSEMBLY
06A-01 - 06A-06	WING - MAIN STRUCTURE ASSEMBLY
06B-01 - 06B-03	FUEL TANK ASSEMBLY & INSTALLATION
06C-01 - 06C-03	AILERON BELL CRANK ASSEMBLY
06D-01 - 06D-05	WING RIB ASSEMBLY & INSTALLATION
06E-01 - 06E-07	WING - SHEET METAL INSTALLATION
06F-01 - 06F-02	PITOT/STATIC AND FLAP TELEFLEX INSTALLATION
06G-01 - 06G-06	AILERON & FLAP FRAME ASSEMBLY
06H-01 - 06H-04	LIFT STRUTS ASSEMBLY & INSTALLATION
06I-01 - 06I-03	JURY STRUT ASSEMBLY & INSTALLATION

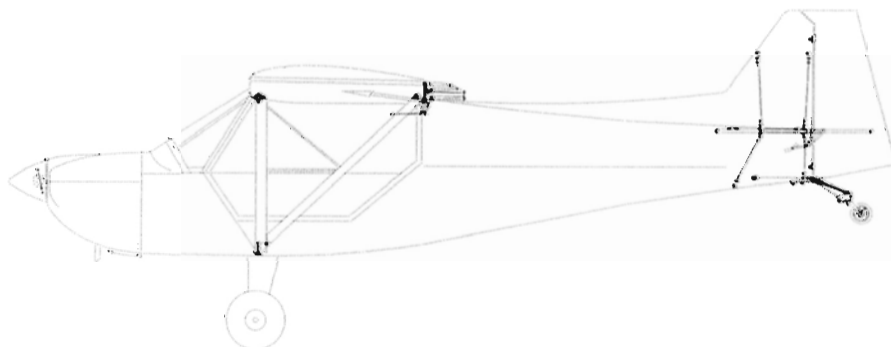
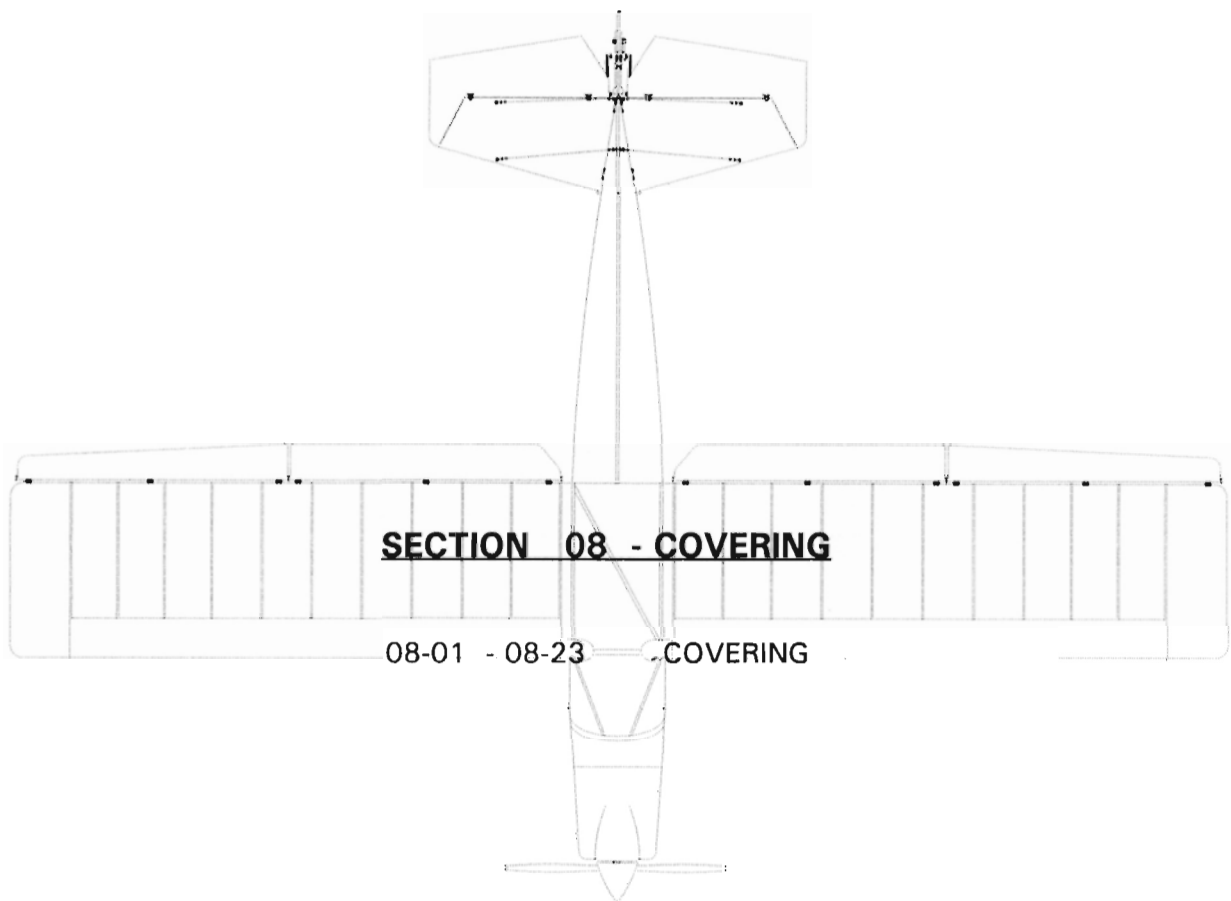


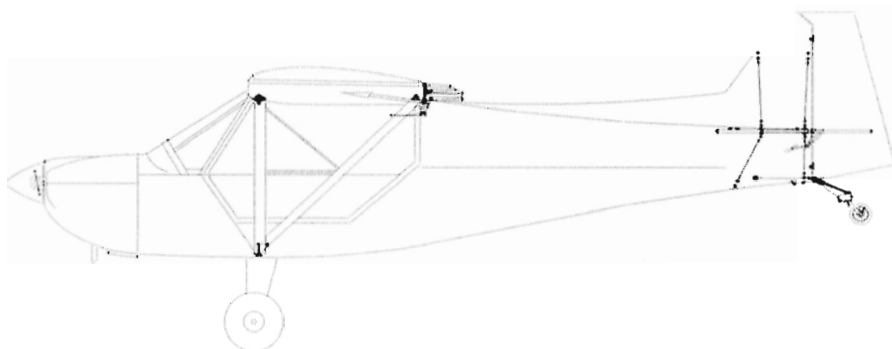
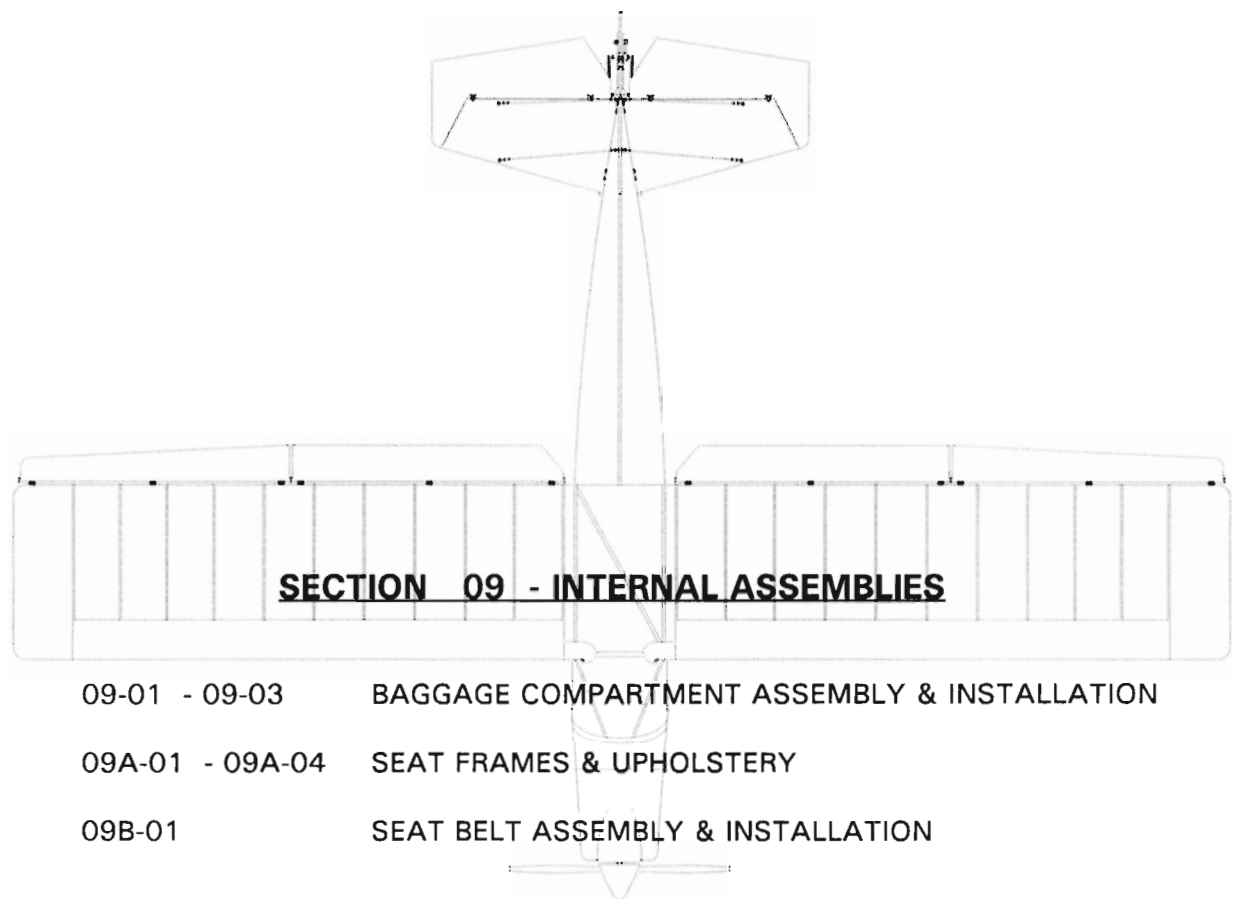



SECTION 07 - EXTERNAL ASSEMBLIES

07-01 - 07-04	INSTRUMENT PANEL & PANEL HOUSING INSTALLATION
07A-01 - 07A-010	WINDSHIELD INSTALLATION
07B-01 - 07B-08	DOOR ASSEMBLY - LEXAN & TRIM
07C-01 - 07C-02	DOOR ASSEMBLY & INSTALLATION - LATCH MECHANISM
07D-01 - 07D-04	SPINNER ASSEMBLY
07E-01	912 TENNESSEE PROP INSTALLATION
07F-01 - 07F-06	COWLING ASSEMBLY & INSTALLATION









SECTION 10 - OPTIONS

010-01		OPTIONAL ADJUSTABLE LIFT STRUT KIT
010A-01		OPTIONAL RIVETING METHOD (REPLACING RIB STITCHING)
010B-01		OPTIONAL GEAR LEG FAIRING ASSEMBLY
010C-01		OPTIONAL JURY STRUT FAIRINGS
010D-01		OPTIONAL 912 WARP DRIVE PROP ASSEMBLY
010E-01	- ----	OPTIONAL 582 MUFFLER HEATER ASSEMBLY
010F-01	- ----	OPTIONAL 912 MUFFLER HEATER ASSEMBLY
010G-01	- ----	OPTIONAL WHELEN STROBE INSTALLATION
010H-01	- 010H-03	OPTIONAL BUBBLE LEXAN (DOOR ASSEMBLY)
010I-01	- 010I-03	OPTIONAL RUDDER CABLE GUARD INSTALLATION
010J-01		OPTIONAL AFT CONTROL STICK COVER
010K-01	- ----	OPTIONAL STATION 3 CLOSE OUT

